

Set up an Enthuse fundraising page for Alexandra Rose Charity

There are a couple of ways to set up fundraising pages on Enthuse:

- If the charity's event page on our platform has a **Register** button, that means you need to register before you create your fundraising page. Just click the **Register** button and follow the steps to sign up.
- If the event/appeal has a **Fundraise for us** button, that means you can sign up without needing to register a place (or maybe you've done it somewhere else already). You will be taken through the following steps:

Step 1. Your target

An auto filled target will appear for your fundraising page. To enter a new target, change the amount in the **'How much would you like to raise?'** field. Remember if you have a charity place in the event, you will have a specific fundraising target. But of course, feel free to make this higher.

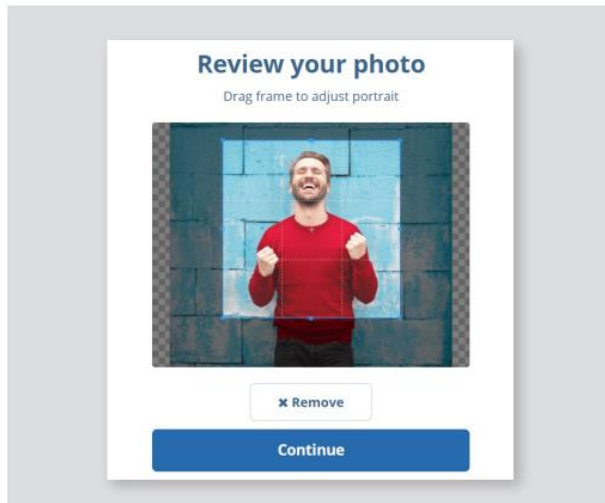
Click **Continue**.



Step 2. Profile photo

To add a photo, click either **Facebook photo** or **Upload photo**. The Facebook photo option will use your Facebook profile photo.

Click **Continue**.



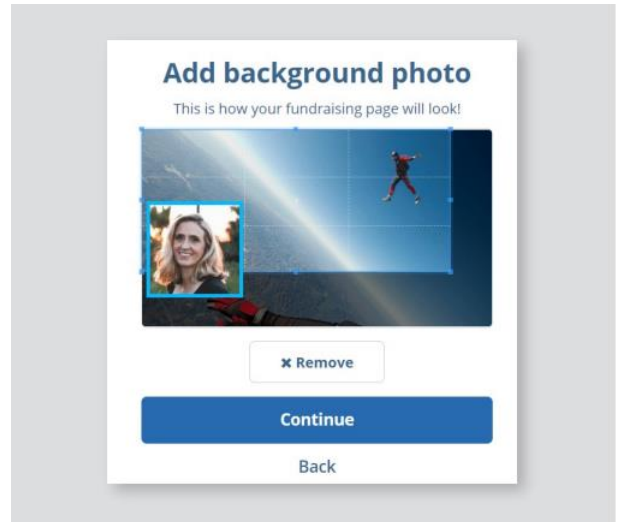
Step 3. Background photo

If you want to use the default background photo the charity has chosen for fundraisers,

click **Use default**.

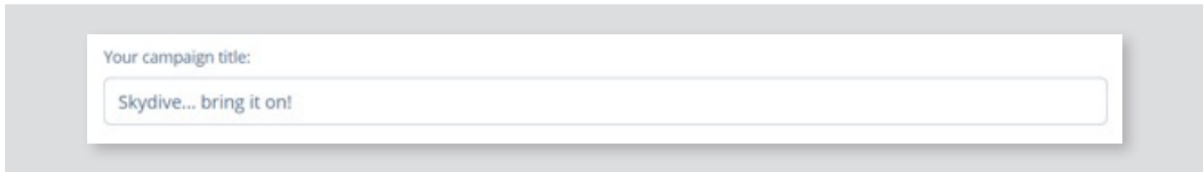
To upload your own background photo, click **Upload photo**.

Click **Continue**.

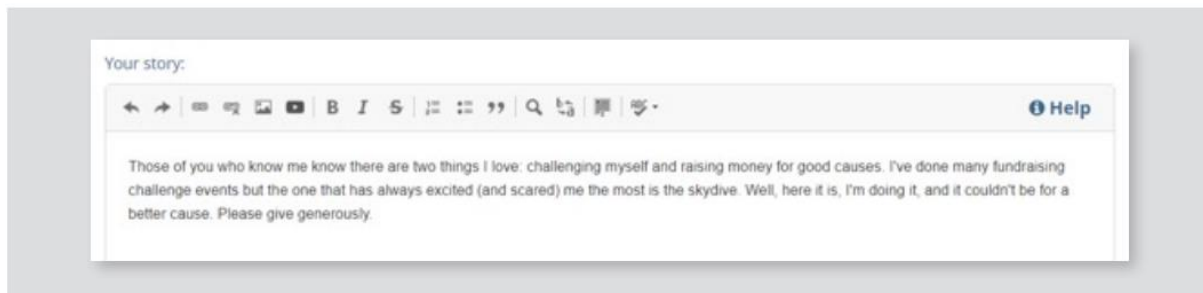


Step 4. Tell your story

To change the title of your fundraising page, enter the new title in the **'Your campaign title'** field.



To change or add to the text that appears on your fundraising page, enter text in the **'Your story'** field. You can also include images, video, and links.

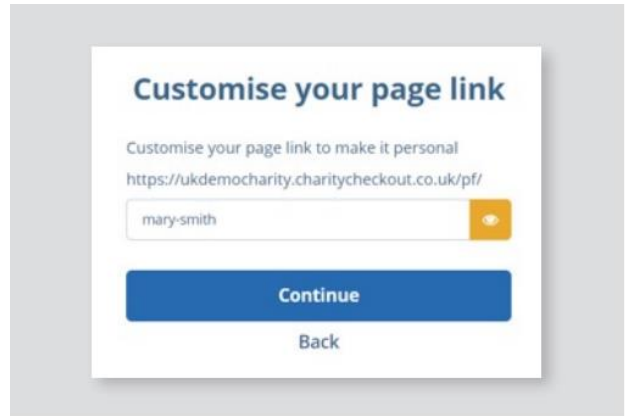


Click **Continue**.

Step 5. Customise your page link

If you want to change the link for your Fundraising page, edit the text in the '**Page link**' field.

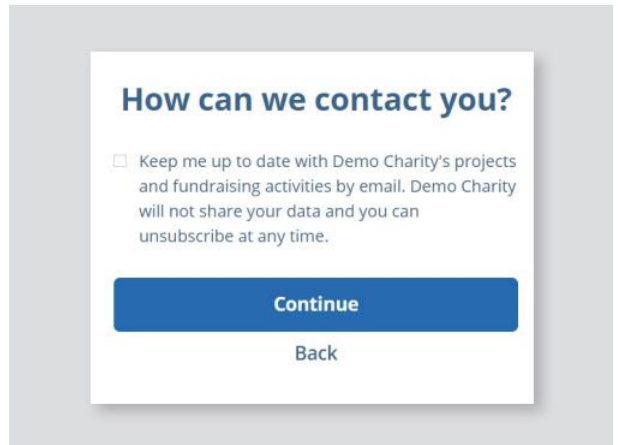
Click **Continue**.



Step 6. How can we contact you?

Select whether you want to receive communications from us.

Click **Continue**.



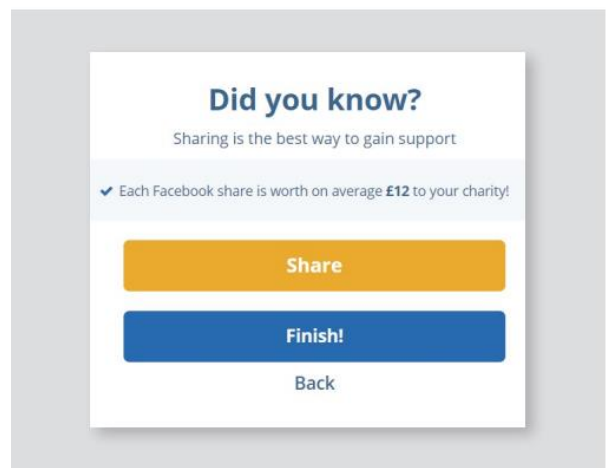
Step 7. Spread the word

Click **Share** to share your fundraising page on **Facebook**.

Click **Twitter** to share your fundraising page on Twitter.

Click **No thanks** to continue.

Click **Finish!**



Our fundraising team would love to hear about your plans and provide more advice.
Please give them an email fundraising@alexandrarose.org.uk